

"FLEXI-Series" investment-linked insurance plans (including FLEXI-Annuity Investment Plan, FLEXI-Education InvestPlan and FLEXI-Invest Insurance Plan) are not available to new policy application

「招財進保/新一代系列」投資相連壽險計劃（包括新一代年金投資計劃、新一代教育基金投資計劃及招財進保投資萬用壽險計劃）不接受新保單投保申請



## FLEXI-Series Investment-linked Insurance Plans Investment Performance Report

### 「招財進保/新一代系列」投資相連壽險計劃 - 投資表現報告

#### Important Information 重要資料

- The below investment choices are under the "FLEXI-Series" investment-linked insurance plans ("FLEXI-Series"). These investment-linked insurance plans issued by YF Life Insurance International Ltd. ("The Company") are life insurance policies. Your investments are subject to the Company's credit risk.  
以下為「招財進保/新一代系列」投資相連壽險計劃（「招財進保/新一代系列」）的投資選擇。上述投資相連壽險計劃乃由萬通保險國際有限公司（「本公司」）簽發的壽險保單，而閣下的投資需承受本公司的信貸風險。
- All premiums you pay towards your policy will become part of the assets of the Company. You do not have any rights or ownerships over any of these assets. Your recourse is against the Company only.  
閣下就保單支付的所有供款，均會成為本公司資產的一部份。閣下並沒有該等資產的任何權益或擁有權。如追討賠償，閣下只可向本公司追索。
- Early surrender, withdrawal and/or reduction of the yearly premium/basic sum insured (if applicable) may result in a significant loss of the principal and the bonuses awarded. Poor performance of the underlying funds may further magnify your investment losses, while all charges are still deductible (if any).  
提早退保、提取款項及/或減低每年保費/基本投保額(如適用)，或會令本金及獲派發的獎賞蒙受重大損失。如相關基金表現欠佳，則投資虧損或會進一步擴大，而一切收費仍會被扣除。
- The investment choices available under the "FLEXI-Series" can have very different features and risk profiles. Some may be of high risk.  
「招財進保/新一代系列」提供的投資選擇各有不同的特點及風險程度，部分選擇可能屬高風險。
- Investment involves risks. Your investment return is calculated by the Company with reference to the performance of the underlying fund(s). The returns under the policy, subject to the charges of the plans, may be lower than those of the underlying funds.  
投資涉及風險，閣下的投資回報乃本公司根據相關基金的表現而釐定。由於計劃涉及費用，保單的回報或會低於相關基金的回報。
- Please do not rely on this material alone. You should read this in conjunction with the offering documents of the relevant plans and the prospectus of the underlying funds involved for details, including charges and risk factors.  
閣下不應單憑此文件而作出投保決定。閣下應連同相關計劃之銷售文件及相關基金之銷售說明書一併細閱，以了解包括收費及風險因素之詳情。

**I) Information of Investment Choices - Underlying Funds managed by BNP PARIBAS ASSET MANAGEMENT Luxembourg / Franklin Templeton International Services S.à r.l. / JPMorgan Asset Management (Europe) S.à r.l.**  
**投資選擇資料 - 相關基金由BNP PARIBAS ASSET MANAGEMENT Luxembourg / Franklin Templeton International Services S.à r.l. / JPMorgan Asset Management (Europe) S.à r.l. 管理 (BP)**

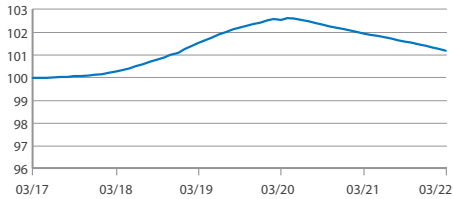
Code 編號	Investment Choice 投資選擇	Inception Date 成立日期	Unit Price (USD) 單位價格 (美元)		Performance of investment choices (Calendar Year %) Computed NAV to NAV, with dividends reinvested 投資選擇表現 (年度表現%) 以淨資產價值計算，並將紅利再作投資						
			Bid 贖回價	Offer 發售價	Year to Date 本年至今 2022/03/31	2021	2020	2019	2018	2017	Since Inception 自成立以來
BPUD	US Dollar Cash Fund BP <sup>1</sup> 美元貨幣基金 BP <sup>1</sup>	2001/11/01	10.9851	11.5633	-0.22	-0.72	-0.28	1.31	0.97	0.12	9.85
BPBO	Global Bond Fund BP <sup>2</sup> 環球債券基金 BP <sup>2</sup>	2001/11/01	12.3835	13.0353	1.49	-5.62	-4.45	1.48	-3.86	5.94	23.84
BPEQ	Global Equity Fund BP <sup>3</sup> 環球股票基金 BP <sup>3</sup>	2001/11/01	21.4120	22.5390	-2.02	17.95	2.75	25.65	-6.87	17.39	114.12
BPEA	Equity Asia ex-Japan Fund BP <sup>4</sup> 亞洲股票基金 BP <sup>4</sup>	2011/06/20	14.4099	15.1684	-8.03	-9.26	20.36	17.49	-13.44	37.15	44.1
BPEC	Equity China Fund BP <sup>5</sup> 中國股票基金 BP <sup>5</sup>	2011/06/20	15.9110	16.7485	-16.03	-18.01	50.30	35.68	-17.96	50.79	59.11
BPEE	Equity Emerging Fund BP <sup>6,7</sup> 新興市場股票基金 BP <sup>6,7</sup>	2011/06/20	9.7025	10.2132	-5.19	-15.29	12.37	18.70	-17.79	40.13	-2.97
BPER	Energy Transition Fund BP <sup>8,9,10</sup> 能源轉型基金 BP <sup>8,9,10</sup>	2011/06/20	13.3625	14.0658	-31.91	4.83	190.87	2.68	-23.77	-1.90	33.63

- Effective from October 31, 2011, the underlying fund of "US Dollar Cash Fund BP" is changed from "Parvest Short Term USD" to "JPMorgan Series II Funds - USD". Effective from June 6, 2014, the underlying fund "JPMorgan Series II Funds - USD" was then merged into "JPMorgan Funds - US Dollar Money Market Fund". The performance/ information shown on/ before the merger date is based on the underlying fund prior to the merger, "JPMorgan Series II Funds - USD". The performance of the underlying fund of "JPMorgan Funds - US Dollar Money Market Fund" will be available 6 months after the merger date. Within the 6 months after the merger date, the performance of the investment choice "US Dollar Cash Fund BP" stated in this report are up to the merger date.  
「美元貨幣基金BP」的相關基金於2011年10月31日起由「百利達美元短期貨幣市場基金」更新為「摩根富林明基金II-美元」。於2014年6月6日起，相關基金「摩根富林明基金II-美元」再併入「摩根基金-美元貨幣基金」。合併日或之前的表現/資料是建基於合併前的相關基金(「摩根富林明基金II-美元」)的表現/資料。相關基金「摩根基金-美元貨幣基金」的表現會於合併日6個月後適用。於合併日後的六個月內，本報告所提供的投資選擇「美元貨幣基金BP」的表現乃截至合併日。
- Effective from November 1, 2012, the underlying fund of "Global Bond Fund BP" is changed from "Parvest Bond USD" to "BNP Paribas L1 Bond World"; which was then merged into "Parvest Bond World" on May 27, 2013 and was changed to "Franklin Templeton Investment Funds - Templeton Global Bond Fund" on May 31, 2019.  
「環球債券基金BP」的相關基金於2012年11月1日起由「百利達美元債券基金」更新為「法巴L1基金全球債券基金」；而後亦於2013年5月27日併入「法巴全球債券基金」，並於2019年5月31日更改為「富蘭克林鄧普頓投資基金-鄧普頓環球債券基金」。
- Effective from September 21, 2012, the underlying fund of "Global Equity Fund BP" is changed from "Parvest Equity World" to "BNP Paribas L1 Equity High Dividend World"; which was then merged into "Parvest Equity World Low Volatility" on May 27, 2013.  
「環球股票基金BP」的相關基金於2012年9月21日起由「百利達全球股票基金」更新為「法巴L1基金全球股息股票基金」；而後亦於2013年5月27日併入「法巴全球低波動股票基金」。
- Effective from May 21, 2013, the underlying fund "BNP Paribas L1 Equity Best Selection Asia ex-Japan", was merged into "Parvest Equity Best Selection Asia ex-Japan".  
相關基金「法巴L1基金亞洲(日本除外)優選股票基金」，於2013年5月21日起併入「法巴亞洲(日本除外)優選股票基金」。
- Effective from May 21, 2013, the underlying fund "BNP Paribas L1 Equity China", was merged into "Parvest Equity China".  
相關基金「法巴L1基金中國股票基金」於2013年5月21日起併入「法巴中國股票基金」。
- Effective from May 21, 2013, the underlying fund "BNP Paribas L1 Equity World Emerging", was merged into "Parvest Equity World Emerging".  
相關基金「法巴L1基金全球新興市場股票基金」於2013年5月21日起併入「法巴全球新興市場股票基金」。
- Effective from August 30, 2019, the underlying fund of "Equity World Emerging Fund BP" is changed to "BNP Paribas Funds Emerging Equity". Accordingly, the name of the investment choice is also changed to "Equity Emerging Fund BP".  
「全球新興市場股票基金 BP」的相關基金於2019年8月30日起改名為「法巴新興市場股票基金」，投資選擇名稱也相應地更改為「新興市場股票基金 BP」。
- Effective from May 21, 2013, the underlying fund "BNP Paribas L1 Equity World Energy", was merged into "Parvest Equity World Energy".  
相關基金「法巴L1基金全球能源股票基金」於2013年5月21日起併入「法巴全球能源股票基金」。
- Effective from November 16, 2017, the underlying fund of "Equity World Energy Fund BP" is changed to "Parvest Energy Innovators". Accordingly, the name of the investment choice is also changed to "Energy Innovators Fund BP".  
「全球能源股票基金BP」的相關基金於2017年11月16日起改名為「法巴能源創新股票基金」，投資選擇名稱也相應地更改為「能源創新股票基金BP」。
- Effective from August 30, 2019, the underlying fund of "Energy Innovators Fund BP" is changed to "BNP Paribas Funds Energy Transition". Accordingly, the name of the investment choice is also changed to "Energy Transition Fund BP".  
「能源創新股票基金 BP」的相關基金於2019年8月30日起改名為「法巴能源轉型基金」，投資選擇名稱也相應地更改為「能源轉型基金BP」。

## Cumulative Performance of the Investment Choices in Five Years 投資選擇的過去五年累積淨回報 (USD 美元)

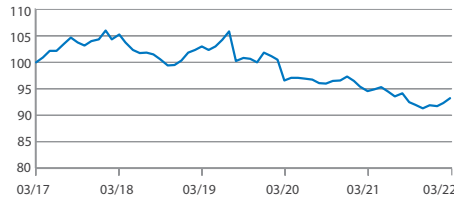
### US Dollar Cash Fund BP

美元貨幣基金 BP (BPUD<sup>1</sup>)



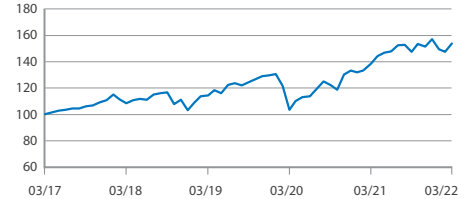
### Global Bond Fund BP

環球債券基金 BP (BPBO)



### Global Equity Fund BP

環球股票基金 BP (BPEQ)



### Equity Asia ex-Japan Fund BP

亞洲股票基金 BP (BPEA)



### Equity China Fund BP

中國股票基金 BP (BPEC)



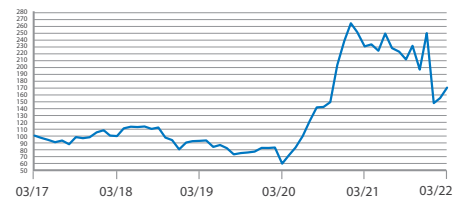
### Equity Emerging Fund BP

全球新興市場股票基金 BP (BPEE)



### Energy Transition Fund BP

能源轉型基金 BP (BPER)



Computed NAV to NAV, with dividends reinvested 以淨資產價值計算，並將紅利再作投資  
Source 資料來源：YF Life Insurance International Ltd. 萬通保險國際有限公司

## II) Information of Underlying Funds of the Investment Choices 投資選擇的相關基金資料 (BP)

Investment manager of the below underlying funds 下列相關基金的投資經理：

BNP PARIBAS ASSET MANAGEMENT Luxembourg / Franklin Templeton International Services S.à r.l. / JPMorgan Asset Management (Europe) S.à r.l.

### A. Investment choices invested in one SFC authorized fund 投資於一項證監會認可的基金的投資選擇

#### US Dollar Cash Fund BP 美元貨幣基金 BP (BPUD)

Underlying Fund Information 相關基金資料	Asset Allocations 投資分佈
<p>JPMorgan Funds - US Dollar Money Market Fund 摩根基金 - 美元貨幣基金</p> <p>Inception Date 成立日期： 2014/06/06<sup>11</sup></p> <p>Fund Size 基金總值 (Million 百萬)： USD 美元 \$489.9</p>	<p>Net Liquidity 流動資金 -0.5%</p> <p>Certificate of Deposit 存款證 27.1%</p> <p>Commercial Paper 商業票據 73.4%</p>

#### Global Equity Fund BP 環球股票基金 BP (BPEQ)

Underlying Fund Information 相關基金資料	Top 10 Holdings 十大主要投資項目	Asset Allocations 投資分佈																																																												
<p>BNP Paribas Funds Global Low Vol Equity 法巴全球低波動股票基金</p> <p>Inception Date 成立日期： 2008/11/24<sup>12</sup></p> <p>Fund Size 基金總值 (Million 百萬)： EUR 歐元 \$1,121</p>	<table border="1"> <tr> <td>2.08%</td> <td>McDonald's Corp</td> <td>Consumer Cyclical</td> <td>週期性消費</td> <td>United States</td> <td>美國</td> </tr> <tr> <td>2.07%</td> <td>Accenture Plc Class A A</td> <td>Technology</td> <td>科技</td> <td>United States</td> <td>美國</td> </tr> <tr> <td>2.06%</td> <td>Dollarama Inc</td> <td>Consumer Cyclical</td> <td>週期性消費</td> <td>Canada</td> <td>加拿大</td> </tr> <tr> <td>2.06%</td> <td>Verisign Inc</td> <td>Communications</td> <td>通訊</td> <td>United States</td> <td>美國</td> </tr> <tr> <td>2.06%</td> <td>Bridgestone Corp</td> <td>Consumer Cyclical</td> <td>週期性消費</td> <td>Japan</td> <td>日本</td> </tr> <tr> <td>2.06%</td> <td>Broadridge Financial Solutions Inc</td> <td>Technology</td> <td>科技</td> <td>United States</td> <td>美國</td> </tr> <tr> <td>2.03%</td> <td>Roper Technologies Inc</td> <td>Industrial</td> <td>工業</td> <td>United States</td> <td>美國</td> </tr> <tr> <td>2.03%</td> <td>Segro REIT Plc REIT</td> <td>Financial</td> <td>金融</td> <td>United Kingdom</td> <td>英國</td> </tr> <tr> <td>2.02%</td> <td>Microsoft Corp</td> <td>Technology</td> <td>科技</td> <td>United States</td> <td>美國</td> </tr> <tr> <td>2.02%</td> <td>Canadian Pacific Railway Ltd</td> <td>Industrial</td> <td>工業</td> <td>Canada</td> <td>加拿大</td> </tr> </table>	2.08%	McDonald's Corp	Consumer Cyclical	週期性消費	United States	美國	2.07%	Accenture Plc Class A A	Technology	科技	United States	美國	2.06%	Dollarama Inc	Consumer Cyclical	週期性消費	Canada	加拿大	2.06%	Verisign Inc	Communications	通訊	United States	美國	2.06%	Bridgestone Corp	Consumer Cyclical	週期性消費	Japan	日本	2.06%	Broadridge Financial Solutions Inc	Technology	科技	United States	美國	2.03%	Roper Technologies Inc	Industrial	工業	United States	美國	2.03%	Segro REIT Plc REIT	Financial	金融	United Kingdom	英國	2.02%	Microsoft Corp	Technology	科技	United States	美國	2.02%	Canadian Pacific Railway Ltd	Industrial	工業	Canada	加拿大	<p>France 法國 3.42%</p> <p>U.K. 英國 5.94%</p> <p>Singapore 新加坡 9.16%</p> <p>Japan 日本 9.75%</p> <p>Canada 加拿大 19.51%</p> <p>U.S. 美國 39.99%</p> <p>Australia 澳洲 3.22%</p> <p>Israel 以色列 2.41%</p> <p>Switzerland 瑞士 1.57%</p> <p>Hong Kong 香港 1.48%</p> <p>Cash 現金 0.41%</p> <p>Other 其他 3.15%</p>
2.08%	McDonald's Corp	Consumer Cyclical	週期性消費	United States	美國																																																									
2.07%	Accenture Plc Class A A	Technology	科技	United States	美國																																																									
2.06%	Dollarama Inc	Consumer Cyclical	週期性消費	Canada	加拿大																																																									
2.06%	Verisign Inc	Communications	通訊	United States	美國																																																									
2.06%	Bridgestone Corp	Consumer Cyclical	週期性消費	Japan	日本																																																									
2.06%	Broadridge Financial Solutions Inc	Technology	科技	United States	美國																																																									
2.03%	Roper Technologies Inc	Industrial	工業	United States	美國																																																									
2.03%	Segro REIT Plc REIT	Financial	金融	United Kingdom	英國																																																									
2.02%	Microsoft Corp	Technology	科技	United States	美國																																																									
2.02%	Canadian Pacific Railway Ltd	Industrial	工業	Canada	加拿大																																																									

**Equity Asia ex-Japan Fund BP 亞洲股票基金 BP (BPEA)**

Underlying Fund Information 相關基金資料	Top 10 Holdings 十大主要投資項目				Asset Allocations 投資分佈
BNP Paribas Funds Asia ex-Japan Equity 法巴亞洲 (日本除外) 股票基金 Inception Date 成立日期: 1999/04/06 <sup>13</sup> Fund Size 基金總值 (Million百萬): USD美元 \$662	9.51% Taiwan Semiconductor Manufacturing Co Ltd 6.80% Samsung Electronics Ltd 4.70% Alibaba Group Holding Ltd 4.45% AIA Group Ltd 4.34% Tencent Holdings Ltd 3.43% China Construction Bank Corp H H 3.42% Reliance Industries Ltd 2.68% SK Hynix Inc 2.51% Infosys Ltd 2.49% DBS Group Holdings Ltd	Technology Technology Communications Financial Communications Financial Energy Technology Technology Financial	科技 科技 通訊 金融 通訊 金融 能源 科技 科技 金融	Taiwan 台灣 South Korea 南韓 China 中國 Hong Kong 香港 China 中國 India 印度 South Korea 南韓 India 印度 Singapore 新加坡	<p>Asset Allocations Data:</p> <ul style="list-style-type: none"> <li>Cash 現金: 8.49%</li> <li>Malaysia 馬來西亞: 2.43%</li> <li>Indonesia 印尼: 2.98%</li> <li>Thailand 泰國: 3.78%</li> <li>Singapore 新加坡: 4.06%</li> <li>China 中國: 29.93%</li> <li>India 印度: 15.91%</li> <li>Taiwan 台灣: 12.65%</li> <li>South Korea 南韓: 11.34%</li> <li>Hong Kong 香港: 8.44%</li> </ul>

**Equity China Fund BP 中國股票基金 BP (BPEC)**

Underlying Fund Information 相關基金資料	Top 10 Holdings 十大主要投資項目				Asset Allocations 投資分佈
BNP Paribas Funds China Equity 法巴中國股票基金 Inception Date 成立日期: 2008/11/17 <sup>14</sup> Fund Size 基金總值 (Million百萬): USD美元 \$1,632	5.61% Tencent Holdings Ltd 5.53% NetEase Inc 5.02% Meituan H 4.73% JD.com Class A Inc 4.21% China Merchants Bank Ltd H H 3.99% Alibaba Group Holding Ltd 3.93% China Mengniu Dairy Ltd 3.90% Wuxi Biologics Cayman Inc 3.85% Li Ning Ltd 3.63% Contemporary Amperex Technology Co Ltd A	Communications Technology Communications Communications Financial Communications Consumer Non-cyclical Consumer Non-cyclical Consumer Non-cyclical Industrial	通訊 科技 通訊 通訊 金融 通訊 非週期性消費 非週期性消費 非週期性消費 工業	<p>Asset Allocations Data:</p> <ul style="list-style-type: none"> <li>Other 其他: 1.32%</li> <li>Cash 現金: 2.63%</li> <li>Energy 能源: 1.67%</li> <li>Real Estate 房地產: 3.15%</li> <li>Materials 物料: 3.62%</li> <li>Industrials 工業: 7.52%</li> <li>Consumer Discret. 非必需消費品: 24%</li> <li>Info. Technology 資訊科技: 14.18%</li> <li>Communication Services 通訊服務業: 12.23%</li> <li>Financials 金融: 12.19%</li> <li>Health Care 健康護理: 9.81%</li> <li>Consumer Staples 必需消費品: 7.68%</li> </ul>	

**Equity Emerging Fund BP 新興市場股票基金 BP (BPEE)**

Underlying Fund Information 相關基金資料	Top 10 Holdings 十大主要投資項目				Asset Allocations 投資分佈
BNP Paribas Funds Emerging Equity 法巴新興市場股票基金 Inception Date 成立日期: 2008/11/17 <sup>15</sup> Fund Size 基金總值 (Million百萬): USD美元 \$325	6.40% Samsung Electronics Ltd 6.40% Taiwan Semiconductor Manufacturing Co Ltd 3.95% Tencent Holdings Ltd 3.13% Reliance Industries Ltd 2.77% Taiwan Semiconductor Manufacturing Co Ltd 2.71% Bunge Ltd 2.65% SK Hynix Inc 2.61% Hypermarcas SA 2.52% China Construction Bank Corp H H 2.48% AIA Group Ltd	Technology Technology Communications Energy Technology Consumer Non-cyclical Technology Consumer Non-cyclical Financial Financial	科技 科技 通訊 能源 科技 非週期性消費 科技 非週期性消費 金融 金融	South Korea 南韓 Taiwan 台灣 China 中國 India 印度 Taiwan 台灣 United States 美國 South Korea 南韓 South Korea 南韓 United Kingdom 英國 China 中國 Hong Kong 香港	<p>Asset Allocations Data:</p> <ul style="list-style-type: none"> <li>Cash 現金: 2.97%</li> <li>Other 其他: 9.45%</li> <li>U.S. 美國: 2.71%</li> <li>Singapore 新加坡: 3.30%</li> <li>Hong Kong 香港: 3.36%</li> <li>Indonesia 印尼: 3.40%</li> <li>China 中國: 20.97%</li> <li>Taiwan 台灣: 15.93%</li> <li>India 印度: 14.84%</li> <li>South Korea 南韓: 10.88%</li> <li>Brazil 巴西: 6.96%</li> <li>South Africa 南非: 5.24%</li> </ul>

**Energy Transition Fund BP 能源轉型基金 BP (BPER)**

Underlying Fund Information 相關基金資料	Top 10 Holdings 十大主要投資項目				Asset Allocations 投資分佈
BNP Paribas Funds Energy Transition 法巴能源轉型基金 Inception Date 成立日期: 2008/11/17 <sup>16</sup> Fund Size 基金總值 (Million百萬): EUR歐元 \$2,593	9.98% Plug Power Inc 8.59% Sunnova Energy International Inc 7.52% Sunrun Inc 4.74% ENEL 4.58% Daqo New Energy ADR Representing ADR 4.52% Siemens Gamesa Renewable Energy SA 3.86% LG Chem Ltd 3.19% Corporacion Acciona Energias Renovables 3.18% Renew Energy Global Plc Class A 2.79% Solaredge Technologies Inc	Energy Energy Energy Utilities Basic Materials Energy Basic Materials Energy Utilities Energy	能源 能源 能源 公用事業 基本物料 能源 基本物料 能源 公用事業 能源	United States 美國 United States 美國 United States 美國 Italy 意大利 China 中國 Spain 西班牙 South Korea 南韓 Spain 西班牙 United Kingdom 英國 United States 美國	<p>Asset Allocations Data:</p> <ul style="list-style-type: none"> <li>South Korea 南韓: 3.86%</li> <li>U.K. 英國: 4.45%</li> <li>Italy 意大利: 4.74%</li> <li>China 中國: 8.68%</li> <li>Spain 西班牙: 9.47%</li> <li>U.S. 美國: 49.38%</li> <li>France 法國: 3.75%</li> <li>Denmark 丹麥: 3.20%</li> <li>Canada 加拿大: 2.90%</li> <li>Norway 挪威: 1.88%</li> <li>Forex contracts 外幣期貨: -0.57%</li> <li>Other 其他: 4.87%</li> <li>Cash 現金: 3.37%</li> </ul>

Notes 註：

- i. The investment choices will abide by the general investment and borrowing restrictions in accordance with the corresponding underlying funds.  
投資選擇的投資及借貸限制均依從其相關基金。
  - ii. For Hong Kong Dollar policies, all premium, benefits and unit prices of the investment choices are quoted in Hong Kong dollars. Whilst the unit prices of the underlying funds are denominated in US dollars, therefore Hong Kong Dollar policies may be subject to potential gain or loss due to exchange-rate fluctuations.  
港元保單的所有保費、支付款項及投資選擇的單位價格均以港元為貨幣單位，而相關基金的單位價格則以美元為貨幣單位，因此，港元保單會因匯率波動而可能出現收益或虧損。
  - iii. For details of the investment choices, please refer to the "FLEXI-Series" Investment Choice Brochure and the prospectuses of the respective underlying funds.  
欲知個別投資選擇的詳情，請參閱「招財進保/新一代系列」投資選擇冊子及相關基金的銷售說明書。
- 11 The inception date is based on the merger date of the underlying fund "JPMorgan Series II Funds - USD", merging into "JPMorgan Funds - US Dollar Money Market Fund". On June 6, 2014, the underlying fund "JPMorgan Series II Funds - USD", was merged into "JPMorgan Funds - US Dollar Money Market Fund".  
成立日期建基於相關基金「摩根富林明基金II - 美元」併入「摩根基金 - 美元貨幣基金」的合併日期。相關基金「摩根富林明基金II - 美元」已於2014年6月6日併入「摩根基金 - 美元貨幣基金」。
  - 12 The inception date is based on the merger date of the underlying fund "ABN AMRO Global High Dividend Equity Fund", merging into "Fortis L Fund Equity High Dividend World" (which was then renamed to "BNP Paribas L1 Equity High Dividend World" on Aug 1, 2010). On May 27, 2013, the underlying fund "BNP Paribas L1 Equity High Dividend World", was merged into "Parvest Equity World Low Volatility" (which was then renamed to "BNP Paribas Funds Global Low Vol Equity" on August 30, 2019).  
成立日期建基於相關基金「荷銀全球高息股票基金」併入「富通L基金 - 全球高息股票基金」(及後於2010年8月1日易名為「法巴L1基金全球高息股票基金」)的合併日期。相關基金「法巴L1基金全球高息股票基金」已於2013年5月27日併入「法巴全球低波動股票基金」。
  - 13 The inception date is based on the launch date of the underlying fund "Fortis L Fund Equity Best Selection Asia ex-Japan" (which was then renamed to "BNP Paribas L1 Equity Best Selection Asia ex-Japan" on Aug 1, 2010). On May 21, 2013, the underlying fund "BNP Paribas L1 Equity Best Selection Asia ex-Japan", was merged into "Parvest Equity Best Selection Asia ex-Japan" (which was then renamed to "BNP Paribas Funds Asia ex-Japan Equity" on August 30, 2019).  
成立日期建基於相關基金「荷銀全球新興市場股票基金 - 亞洲 (日本除外) 優選股票基金」(及後於2010年8月1日易名為「法巴L1基金亞洲 (日本除外) 優選股票基金」)的推出日期。相關基金「法巴L1基金亞洲 (日本除外) 優選股票基金」已於2013年5月21日併入「法巴亞洲 (日本除外) 優選股票基金」。
  - 14 The inception date is based on the merger date of the underlying fund "ABN AMRO China Equity Fund", merging into "Fortis L Fund Equity China" (which was then renamed to "BNP Paribas L1 Equity China" on Aug 1, 2010). On May 21, 2013, the underlying fund "BNP Paribas L1 Equity China", was merged into "Parvest Equity China" (which was then renamed to "BNP Paribas Funds China Equity" on August 30, 2019).  
成立日期建基於相關基金「荷銀中國股票基金」併入「富通L基金 - 中國股票基金」(及後於2010年8月1日易名為「法巴L1基金中國股票基金」)的合併日期。相關基金「法巴L1基金中國股票基金」已於2013年5月21日併入「法巴中國股票基金」。
  - 15 The inception date is based on the merger date of the underlying fund "ABN AMRO Global Emerging Markets Equity Fund", merging into "Fortis L Fund Equity World Emerging" (which was then renamed to "BNP Paribas L1 Equity World Emerging" on Aug 1, 2010). On May 21, 2013, the underlying fund "BNP Paribas L1 Equity World Emerging", was merged into "Parvest Equity World Emerging". On August 30, 2019, the underlying fund "Parvest Equity World Emerging" was renamed to "BNP Paribas Funds Emerging Equity".  
成立日期建基於相關基金「荷銀全球新興市場股票基金」併入「富通L基金 - 全球新興市場股票基金」(及後於2010年8月1日易名為「法巴L1基金全球新興市場股票基金」)的合併日期。相關基金「法巴L1基金全球新興市場股票基金」已於2013年5月21日併入「法巴全球新興市場股票基金」。相關基金「法巴全球新興市場股票基金」已於2019年8月30日起改名為「法巴新興市場股票基金」。
  - 16 The inception date is based on the merger date of the underlying fund "ABN AMRO Energy Fund", merging into "Fortis L Fund Equity Energy World" (which was then renamed to "BNP Paribas L1 Equity World Energy" on Aug 1, 2010). On May 21, 2013, the underlying fund "BNP Paribas L1 Equity World Energy", was merged into "Parvest Equity World Energy" (which was then renamed to "Parvest Energy Innovators" on November 16, 2017). On August 30, 2019, the underlying fund of "Parvest Energy Innovators" was renamed to "BNP Paribas Funds Energy Transition".  
成立日期建基於相關基金「荷銀能源基金」併入「富通L基金 - 全球能源股票基金」(及後於2010年8月1日易名為「法巴L1基金全球能源股票基金」)的合併日期。相關基金「法巴L1基金全球能源股票基金」已於2013年5月21日併入「法巴全球能源股票基金」(及後於2017年11月16日易名為「法巴能源創新股票基金」)。相關基金「法巴能源創新股票基金」已於2019年8月30日易名為「法巴能源轉型基金」。

**Investment involves risks, including market price of investment choices and exchange rate fluctuations. The unit price of investment choices may go down as well as up. Past performance is not indicative of future performance. This report should be read in conjunction with the offering documents of the "FLEXI-Series" plans.**

投資涉及風險，包括投資的市場價格及匯率的波動。投資單位價格及其收益可升可跌。投資的過去表現，並不一定反映或保證其將來的表現。參閱本投資表現報告時，敬請連同「招財進保/新一代系列」計劃的銷售文件一併細閱。

### III) Information of Investment Choices - Underlying Funds managed by MSIM Fund Management (Ireland) Limited / Invesco Management S.A.

投資選擇資料 - 相關基金由MSIM Fund Management (Ireland) Limited / Invesco Management S.A.管

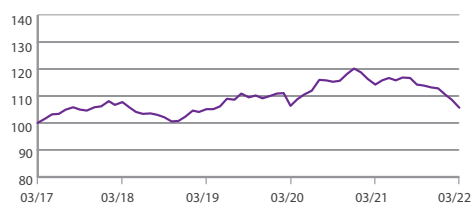
Code 編號	Investment Choice 投資選擇	Inception Date 成立日期	Unit Price (USD) 單位價格 (美元)		Performance of investment choices (Calendar Year %) Computed NAV to NAV, with dividends reinvested 投資選擇表現 (年度表現%) 以淨資產值計算，並將紅利再作投資						
			Bid 贖回價	Offer 發售價	Year to Date 本年至今 2022/03/31	2021	2020	2019	2018	2017	Since Inception 自成立以來
MSBO	Global Bond Fund MS 環球債券基金 MS	2002/10/08	17.5852	18.5108	-6.37	-6.14	9.28	7.58	-3.67	8.37	75.85
MSEQ	Global Equity Fund MS <sup>17</sup> 環球股票基金 MS <sup>17</sup>	2002/10/08	32.5559	34.2694	-6.38	19.39	3.85	23.07	-15.15	22.05	225.56

<sup>17</sup> Effective from September 3, 2010, "Morgan Stanley Investment Funds Global Value Equity Fund", the underlying fund of "Global Equity Fund MS", was merged into the respective Invesco Funds and renamed "Invesco Global Value Equity Fund". Effective from September 30, 2011, "Invesco Global Value Equity Fund" was amalgamated to a newly created underlying fund of Invesco Funds and renamed "Invesco Funds Invesco Global Equity Income Fund".

「環球股票基金MS」的相關基金「Morgan Stanley Investment Funds 環球價值股票基金」於2010年9月3日起併入相關的景順基金，並易名為「景順環球價值股票基金」。於2011年9月30日「景順環球價值股票基金」再與新成立的相關景順基金的相關基金合併並易名為「景順盧森堡基金系列 - 景順環球股票收益基金」。

### Cumulative Performance of the Investment Choices in Five Years 投資選擇的過去五年累積淨回報 (USD 美元)

**Global Bond Fund MS**  
環球債券基金 MS (MSBO)



**Global Equity Fund MS**  
環球股票基金 MS (MSEQ)



Computed NAV to NAV, with dividends reinvested 以淨資產值計算，並將紅利再作投資  
Source 資料來源：YF Life Insurance International Ltd. 萬通保險國際有限公司

#### IV) Information of Underlying Funds of the Investment Choices 投資選擇的相關基金資料 (MS)

Investment manager of the below underlying funds 下列相關基金的投資經理：

MSIM Fund Management (Ireland) Limited / Invesco Management S.A.

#### A. Investment choices invested in one SFC authorized fund 投資於一項證監會認可的基金的投資選擇

##### Global Bond Fund MS 環球債券基金 MS (MSBO)

Underlying Fund Information 相關基金資料	Top 10 Holdings 十大主要投資項目				Asset Allocations 投資分佈
Morgan Stanley Investment Funds Global Bond Fund	Republic of Italy	意大利共和國債券	3.28	10/2027	
Morgan Stanley Investment Funds 環球債券基金	Government of Japan	日本政府債券	3.14	06/2033	
Inception Date 成立日期： 1989/11	United States Treasury	美國國庫債券	1.94	08/2047	
Fund Size 基金總值 (Million 百萬)： USD 美元 \$1,179.15	UMBS	抵押貸款支持證券	1.61	05/2052	
	People's Republic of China	中華人民共和國政府債券	1.58	11/2030	
	Canadian Government	加拿大政府債券	1.57	12/2031	
	Government of Japan	日本政府債券	1.41	06/2041	
	UMBS	抵押貸款支持證券	1.38	05/2052	
	UMBS	抵押貸款支持證券	0.97	05/2052	
	Australian Government	澳洲政府債券	0.96	12/2030	

##### Global Equity Fund MS 環球股票基金 MS (MSEQ)

Underlying Fund Information 相關基金資料	Top 10 Holdings 十大主要投資項目				Asset Allocations 投資分佈		
Invesco Funds - Invesco Global Equity Income Fund	6.00%	3i	Financials	金融	United Kingdom	英國	
景順盧森堡基金系列 - 景順環球股票收益基金	5.70%	Microsoft	Information Technology	資訊科技	United States	美國	
Inception Date 成立日期： 2011/10	5.10%	American Tower 'C'	Real Estate	房地產	United States	美國	
Fund Size 基金總值 (Million 百萬)： USD 美元 \$389.88	4.50%	Coca-Cola	Consumer Staples	主要消費品	United States	美國	
	4.00%	Verallia	Materials	物料	France	法國	
	3.80%	Boardcom	Information Technology	資訊科技	United States	美國	
	3.80%	AIA Group Ltd	Financials	金融	Hong Kong	香港	
	3.30%	Zurich Insurance	Financials	金融	Switzerland	瑞士	
	3.20%	Progressive	Financials	金融	United States	美國	
	3.10%	Standard Chartered	Financials	金融	United Kingdom	英國	

Source 資料來源：MSIM Fund Management (Ireland) Limited / Invesco Management S.A.

Notes 註：

- The investment choices will abide by the general investment and borrowing restrictions in accordance with the corresponding underlying funds.  
投資選擇的投資及借貸限制均依從其相關基金。
- For Hong Kong Dollar policies, all premium, benefits and unit prices of the investment choices are quoted in Hong Kong dollars. Whilst the unit prices of the underlying funds are denominated in US dollars, therefore Hong Kong Dollar policies may be subject to potential gain or loss due to exchange-rate fluctuations.  
港元保單的所有保費、支付款項及投資選擇的單位價格均以港元為貨幣單位，而相關基金的單位價格則以美元為貨幣單位，因此，港元保單會因匯率波動而可能出現收益或虧損。
- For details of the investment choices, please refer to the "FLEXI-Series" Investment Choice Brochure and the prospectuses of the respective underlying funds.  
欲知個別投資選擇的詳情，請參閱「招財進保/新一代系列」投資選擇冊子及相關基金的銷售說明書。

**Investment involves risks, including market price of investment units and exchange rate fluctuations. The price of investment units may go down as well as up. Past performance is not indicative of future performance. This report should be read in conjunction with the offering documents of the "FLEXI-Series" plans.**

投資涉及風險，包括投資的市場價格及匯率的波動。投資單位價格及其收益可升可跌。投資的過去表現，並不一定反映或保證其將來的表現。參閱本投資表現報告時，敬請連同「招財進保/新一代系列」計劃的銷售文件一併細閱。

**This Investment Performance Report is issued by YF Life Insurance International Ltd.**

本投資表現報告由萬通保險國際有限公司刊發。

**Hong Kong Head Office 香港總公司**

27/F, YF Life Tower, 33 Lockhart Road, Wanchai, Hong Kong

香港灣仔駱克道 33 號萬通保險大廈 27 樓

Customer Service Hotline 客戶服務熱線：(852) 2533 5555

www.yflife.com

**Macau Branch Office 澳門分公司**

Avenida Doutor Mario Soares No. 320, Finance and IT Center of Macau, 8 Andar A, Macau

澳門蘇亞利斯博士大馬路320號澳門財富中心8樓A座

Customer Service Hotline 客戶服務熱線：(853) 2832 2622